

Version 1.0



**General Certificate of Education (A-level)
June 2012**

Physics A

PHYA5/2A

(Specification 2450)

Unit 5/2A: Astrophysics

Final

Mark Scheme

Mark schemes are prepared by the Principal Examiner and considered, together with the relevant questions, by a panel of subject teachers. This mark scheme includes any amendments made at the standardisation events which all examiners participate in and is the scheme which was used by them in this examination. The standardisation process ensures that the mark scheme covers the candidates' responses to questions and that every examiner understands and applies it in the same correct way. As preparation for standardisation each examiner analyses a number of candidates' scripts: alternative answers not already covered by the mark scheme are discussed and legislated for. If, after the standardisation process, examiners encounter unusual answers which have not been raised they are required to refer these to the Principal Examiner.

It must be stressed that a mark scheme is a working document, in many cases further developed and expanded on the basis of candidates' reactions to a particular paper. Assumptions about future mark schemes on the basis of one year's document should be avoided; whilst the guiding principles of assessment remain constant, details will change, depending on the content of a particular examination paper.

Further copies of this Mark Scheme are available from: aqa.org.uk

Copyright © 2012 AQA and its licensors. All rights reserved.

Copyright

AQA retains the copyright on all its publications. However, registered centres for AQA are permitted to copy material from this booklet for their own internal use, with the following important exception: AQA cannot give permission to centres to photocopy any material that is acknowledged to a third party even for internal use within the centre.

Set and published by the Assessment and Qualifications Alliance.

Instructions to Examiners

- 1 Give due credit for alternative treatments which are correct. Give marks for what is correct in accordance with the mark scheme; do not deduct marks because the attempt falls short of some ideal answer. Where marks are to be deducted for particular errors, specific instructions are given in the marking scheme.
- 2 Do not deduct marks for poor written communication. Refer the scripts to the Awards meeting if poor presentation forbids a proper assessment. In each paper, candidates are assessed on their quality of written communication (QWC) in designated questions (or part-questions) that require explanations or descriptions. The criteria for the award of marks on each such question are set out in the mark scheme in three bands in the following format. The descriptor for each band sets out the expected level of the quality of written communication of physics for each band. Such quality covers the scope (eg relevance, correctness), sequence and presentation of the answer. Amplification of the level of physics expected in a good answer is set out in the last row of the table. To arrive at the mark for a candidate, their work should first be assessed holistically (ie in terms of scope, sequence and presentation) to determine which band is appropriate then in terms of the degree to which the candidate's work meets the expected level for the band.

QWC	descriptor	mark range
Good - Excellent	<i>see specific mark scheme</i>	5-6
Modest - Adequate	<i>see specific mark scheme</i>	3-4
Poor - Limited	<i>see specific mark scheme</i>	1-2
The description and/or explanation expected in a good answer should include a coherent account of the following points: <i>see specific mark scheme</i>		

Answers given as bullet points should be considered in the above terms. Such answers without an 'overview' paragraph in the answer would be unlikely to score in the top band.

- 3 An arithmetical error in an answer will cause the candidate to lose one mark and should be annotated AE if possible. The candidate's incorrect value should be carried through all subsequent calculations for the question and, if there are no subsequent errors, the candidate can score all remaining marks.
- 4 The use of significant figures is tested **once** on each paper in a designated question or part-question. The numerical answer on the designated question should be given to the same number of significant figures as there are in the data given in the question or to one more than this number. All other numerical answers should not be considered in terms of significant figures.
- 5 Numerical answers **presented** in non-standard form are undesirable but should not be penalised. Arithmetical errors by candidates resulting from use of non-standard form in a candidate's working should be penalised as in point 3 above. Incorrect numerical prefixes and the use of a given diameter in a geometrical formula as the radius should be treated as arithmetical errors.
- 6 Knowledge of units is tested on designated questions or parts of questions in each a paper. On each such question or part-question, unless otherwise stated in the mark scheme, the mark scheme will show a mark to be awarded for the numerical value of the answer and a further mark for the correct unit. No penalties are imposed for incorrect or omitted units at intermediate stages in a calculation or at the final stage of a non-designated 'unit' question.
- 7 All other procedures including recording of marks and dealing with missing parts of answers will be clarified in the standardising procedures.

GCE Physics, Specification A, PHYA5/1, Nuclear and Thermal Physics

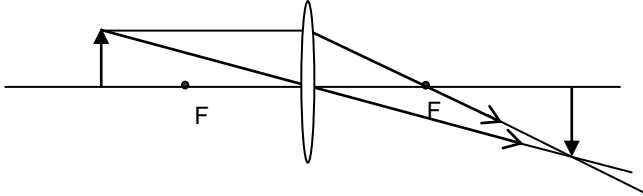
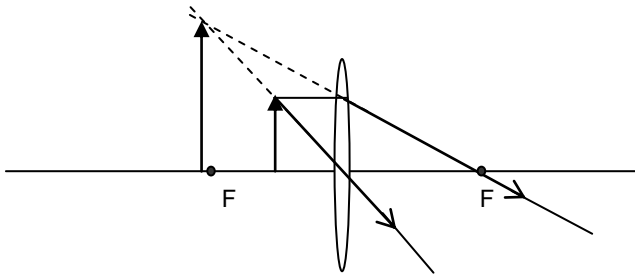
1	a		$\Delta T = \left(\frac{\Delta Q}{mc} \right) = \frac{8.5 \times 10^3}{4200 \times 0.12} \checkmark$ 17 K \checkmark	2
1	b		$\left(\frac{\Delta T}{\Delta t} = \frac{\Delta Q}{mc} \right) = \frac{100 - 26}{\Delta t} = \frac{8.5 \times 10^3}{0.41 \times 4200} \checkmark$ $t = 15 \text{ s } \checkmark$	2
2	a		$\left({}_{76}^{206}\text{X} \rightarrow {}_{82}^{206}\text{Pb} + \beta \times {}_{-1}^0\beta + \beta \times \bar{\nu}_e \right)$ $\beta = 6 \checkmark$	1
2	b	i	the energy required to split up the nucleus \checkmark into its individual neutrons and protons/nucleons \checkmark (or the energy released to form/hold the nucleus \checkmark from its individual neutrons and protons/nucleons \checkmark)	2
2	b	ii	$7.88 \times 206 = 1620 \text{ MeV } \checkmark$ (allow 1600-1640 MeV)	1
2	c	i	U, a graph starting at 3×10^{22} showing exponential fall passing through 0.75×10^{22} near 9×10^9 years \checkmark Pb, inverted graph of the above so that the graphs cross at 1.5×10^{22} near 4.5×10^9 years \checkmark	2
2	c	ii	(u represents the number of uranium atoms then) $\frac{u}{3 \times 10^{22} - u} = 2$ $u = 6 \times 10^{22} - 2u \checkmark$ $u = 2 \times 10^{22} \text{ atoms}$	1
2	c	iii	(use of $N = N_0 e^{-\lambda t}$) $2 \times 10^{22} = 3 \times 10^{22} \times e^{-\lambda t} \checkmark$ $t = \ln 1.5 / \lambda$ (use of $\lambda = \ln 2 / t_{1/2}$) $\lambda = \ln 2 / 4.5 \times 10^9 = 1.54 \times 10^{-10} \checkmark$ $t = 2.6 \times 10^9 \text{ years } \checkmark$ (or 2.7×10^9 years)	3
3	a		any 2 from: the sun, cosmic rays, radon (in atmosphere), nuclear fallout (from previous weapon testing), any radioactive leak (may be given by name of incident) nuclear waste, carbon-14 \checkmark	1

3	b	i	(ratio of area of detector to surface area of sphere) $\text{ratio} = \frac{0.0015}{4\pi(0.18)^2} \checkmark$ $0.0037 \checkmark (0.00368)$	2
3	b	ii	activity = $0.62/(0.00368 \times 1/400)$ give first mark if either factor is used. $67000 \checkmark$ Bq accept s^{-1} or decay/photons/disintegrations s^{-1} but not counts $s^{-1} \checkmark$ (67400 Bq)	3
3	c		(use of the inverse square law) $\frac{I_1}{I_2} = \left(\frac{r_2}{r_1}\right)^2$ or calculating $k = 0.020$ from $I = k/x^2 \checkmark$ $I_2 = 0.62 \times \left(\frac{0.18}{0.28}\right)^2 \checkmark 0.26 \text{ counts } s^{-1} \checkmark$ (allow 0.24-0.26)	3
4	a	i	$n = PV/RT = 3.2 \times 10^5 \times 1.9 \times 10^{-3}/8.31 \times 285$ $n = 0.26 \text{ mol } \checkmark$ (0.257 mol)	1
4	a	ii	$P_2 = \frac{T_2}{T_1} \times P_1 = \frac{295}{285} \times 3.20 \times 10^5 \checkmark$ $3.31 \times 10^5 \text{ Pa } \checkmark$ (allow 3.30-3.35 $\times 10^5$ Pa) 3 sig figs \checkmark sig fig mark stands alone even with incorrect answer	3
4	b		similar -(rapid) random motion - range of speeds different - mean kinetic energy - root mean square speed - frequency of collisions	2
5	a		graph starting (steeply) near/at the origin and decreasing in gradient \checkmark	1
5	b	i	(use of density = mass/volume) $\frac{197 \times 1.67 \times 10^{-27}}{\frac{4}{3}\pi (6.87 \times 10^{-15})^3} \checkmark \checkmark$ mark for top line and mark for bottom line (allow use of 1.66×10^{-27}) Lose mass line mark if reference is made to mass of electrons $= 2.4(2) \times 10^{17} \text{ kg } m^{-3}$	2

5	b	ii	$R_{A1} = R_{Au} \left(\frac{A_{A1}}{A_{Au}} \right)^{\frac{1}{3}} = 6.87 \times 10^{-15} \left(\frac{27}{197} \right)^{\frac{1}{3}} \checkmark$ $= 3.54 \times 10^{-15} \text{ m } \checkmark$ <p>or</p> $r_0 = \frac{R}{A^{\frac{1}{3}}} = \frac{6.87 \times 10^{-15}}{197^{\frac{1}{3}}} = 1.18 \times 10^{-15} \text{ m } \checkmark$ $R = 1.18 \times 10^{-15} \times 27^{\frac{1}{3}} = 3.54 \times 10^{-15} \text{ m } \checkmark$ <p>or</p> $\text{volume} = \text{mass/density} = \frac{27 \times 1.67 \times 10^{-27}}{2.42 \times 10^{17}} = \frac{4}{3} \pi \times R^3 \checkmark$ $= 3.54 \times 10^{-15} \text{ m } \checkmark$	2
5	c		<p>The candidate's writing should be legible and the spelling, punctuation and grammar should be sufficiently accurate for the meaning to be clear.</p> <p>The candidate's answer will be assessed holistically. The answer will be assigned to one of three levels according to the following criteria.</p> <p>High Level (Good to excellent): 5 or 6 marks</p> <p>The information conveyed by the answer is clearly organised, logical and coherent, using appropriate specialist vocabulary correctly. The form and style of writing is appropriate to answer the question.</p> <p><i>The candidate makes 5 to 6 points concerning the principles of the method, the limitations to the accuracy and the advantages and disadvantages of a particular method</i></p> <p>Intermediate Level (Modest to adequate): 3 or 4 marks</p> <p>The information conveyed by the answer may be less well organised and not fully coherent. There is less use of specialist vocabulary, or specialist vocabulary may be used incorrectly. The form and style of writing is less appropriate.</p> <p><i>The candidate makes 3 to 4 points concerning the principles of the method, the limitations to the accuracy and the advantages and disadvantages of a particular method</i></p> <p>Low Level (Poor to limited): 1 or 2 marks</p> <p>The information conveyed by the answer is poorly organised and may not be relevant or coherent. There is little correct use of specialist vocabulary. The form and style of writing may be only partly appropriate.</p> <p><i>The candidate makes 1 to 2 points concerning the principles of the method, the limitations to the accuracy and the advantages and disadvantages of a particular method</i></p>	max 6

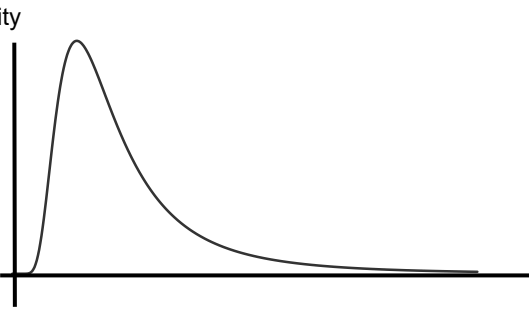
		<p>The explanation expected in a competent answer should include a coherent selection of the following points concerning the physical principles involved and their consequences.</p> <p>principles</p> <ul style="list-style-type: none"> • α scattering involves coulomb or electrostatic repulsion • electron diffraction treats the electron as a wave having a de Broglie wavelength • some reference to an equation, for example $\lambda = h/mv$; $eV = mv^2/2$; $Qq/4\pi\epsilon_0 r = E_\alpha$; $\sin\theta = 0.61\lambda/R$ • reference to first minimum for electron diffraction <p>accuracy</p> <ul style="list-style-type: none"> • α's only measure the least distance of approach, not the radius • α's have a finite size which must be taken into account • electrons need to have high speed/kinetic energy • to have a small wavelength or wavelength comparable to nuclear diameter, the wavelength determines the resolution • the wavelength needs to be of the same order as the nuclear diameter for significant diffraction • requirement to have a small collision region in order to measure the scattering angle accurately • importance in obtaining monoenergetic beams • cannot detect alpha particles with exactly 180° scattering • need for a thin sample to prevent multiple scattering <p>advantages and disadvantages</p> <ul style="list-style-type: none"> • α-particle measurements are disturbed by the nuclear recoil • Mark for α-particle measurements are disturbed by the SNF when coming close to the nucleus or electrons are not subject to the strong nuclear force. • A second mark can be given for reference to SNF if they add electrons are leptons or alpha particles are hadrons. • α's are scattered only by the protons and not all the nucleons that make up the nucleus • visibility – the first minimum of the electron diffraction is often difficult to determine as it superposes on other scattering events 	
--	--	---	--

GCE Physics, Specification A, PHYA5/2A, Astrophysics

1	a	i	 <p>Two correct rays, one through marked focal point. ✓ to form a magnified real image ✓</p>	2
1	a	ii	 <p>Two correct rays ✓ to form virtual image ✓</p>	2
1	b	i	<p>use of $1/f = 1/u + 1/v$ to give $1/145 = 1/112 + 1/v$ ✓ and $v = -492 \text{ mm}$ ✓ 3 sf ✓</p>	3
1	b	ii	virtual, magnified, upright ✓	1
2	a		the percentage of photons hitting the CCD which are detected and/or produce a signal ✓	1
2	b	i	<p>use of $\theta = \lambda/D$ to give $\theta = 750 \times 10^{-9}/0.60$ $= 1.25 \times 10^{-6} \text{ (rad)}$ ✓</p>	1
2	b	ii	<p>use of $s = r\theta$ to give $\theta = 5 \times 1.5 \times 10^{11} \text{ ✓} / 10.5 \times 9.46 \times 10^{15} \text{ ✓}$ $= 7.55 \times 10^{-6} \text{ ✓ (rad)}$</p>	3

2	b	iii	<p>either</p> <p>answer 2bi is theoretical limit – and in reality resolving power will be much poorer than this (due to atmosphere etc)</p> <p>or</p> <p>planets will be far too dim to see (next to star) ✓</p>	1
2	c		<p>The candidate's writing should be legible and the spelling, punctuation and grammar should be sufficiently accurate for the meaning to be clear.</p> <p>The candidate's answer will be assessed holistically. The answer will be assigned to one of three levels according to the following criteria.</p> <p>High Level (Good to excellent): 5 or 6 marks</p> <p>The information conveyed by the answer is clearly organised, logical and coherent, using appropriate specialist vocabulary correctly. The form and style of writing is appropriate to answer the question.</p> <p><i>The candidate provides a comprehensive and logical explanation which considers the detection of three named parts of the electromagnetic spectrum.</i></p> <p><i>The candidate describes how the optimum siting of a telescope is determined by the effect the atmosphere and, for full marks, other factors, such as light pollution, have on three named parts of the electromagnetic spectrum.</i></p> <p><i>They also demonstrate an understanding of how resolving power, and for full marks, the collecting power, of a telescope is affected by the size of the aperture, and relate the resolving power to the wavelengths of the three different parts of the electromagnetic spectrum.</i></p> <p>Intermediate Level (Modest to adequate): 3 or 4 marks</p> <p>The information conveyed by the answer may be less well organised and not fully coherent. There is less use of specialist vocabulary, or specialist vocabulary may be used incorrectly. The form and style of writing is less appropriate.</p> <p><i>The candidate provides a comprehensive and logical explanation which names two or three parts of the electromagnetic spectrum and discusses both siting and size for at least two for 4 marks, or for one of them for 3 marks.</i></p> <p><i>The candidate may recognise that some telescopes need to be in orbit due to the absorption of some parts of the em spectrum by the atmosphere. They may also discuss the positioning of telescopes eg they should be high up to reduce absorption of IR. Their answer may refer to only resolving or collecting power when discussing the size of telescopes and there may be little attempt or, for three marks, no attempt to relate resolving power to wavelength.</i></p> <p>Low Level (Poor to limited): 1 or 2 marks</p> <p>The information conveyed by the answer is poorly organised and may not be relevant or coherent. There is little correct use of specialist vocabulary. The form and style of writing may be only partly appropriate.</p>	max 6

			<p><i>The candidate recognises some telescopes are in orbit, and for two marks, they may describe a part of the electromagnetic spectrum being detected.</i></p> <p><i>They may confuse which parts of the electromagnetic spectrum are absorbed by the atmosphere and which pass through.</i></p> <p><i>They may make, for two marks a vague reference to the size of telescopes, and for one mark they may make no reference at all.</i></p>	
			<p>Points that can be used to support the explanation:</p> <p>Siting</p> <ul style="list-style-type: none"> • Apart from visible and some parts of the radio wave section, all the other parts of the em spectrum are significantly absorbed by the atmosphere. • To reduce the effects of absorption, IR telescopes are often placed in dry areas and/or very high up. • UV is significantly absorbed by the ozone layer, so UV telescopes are generally put into orbit. • X-ray telescopes are also put into orbit to avoid atmospheric absorption. • To avoid atmospheric distortion, visible telescopes are often placed high up. • To avoid interference from terrestrial sources, radio telescopes may be situated away from centres of population. • To avoid light pollution, visible telescopes are often placed a long way from centres of population. <p>Size</p> <ul style="list-style-type: none"> • Telescopes are often built as large as possible in order to increase the collecting power, which is proportional to the diameter². • The diameter of the objective of telescopes is also often as large as possible in order to improve the resolving power, as minimum angle resolved is proportional to 1/diameter. 	
3	a	i	the brightness of a star as it would appear from a distance of 10 pc ✓	1
3	a	ii	Betelgeuse Bellatrix is actually a lot brighter than Betelgeuse (the absolute magnitude is a lot more negative), but only appears to be a bit brighter (the apparent magnitude is only a little smaller) so Betelgeuse must be closer ✓	1
3	b	i	use $\lambda_{\max} T = 0.0029$ of gives $\lambda_{\max} = 0.0029/22\ 000$ ✓ $= 1.32 \times 10^{-7}$ (m) ✓	2

3	b	ii	<p>intensity</p>  <p>steeper LHS than RHS ✓ intensity goes towards zero as the wavelength goes to end of axis ✓ wavelength scale with peak near 130 nm ✓</p>	3
3	c	i	B ✓	1
3	c	ii	helium ✓	1
3	c	iii	temperature too low (for atmosphere of Betelgeuse to have hydrogen in n=2 state) ✓	1
4		a	<p>use of $z = v/c$</p> <p>to give $v = zc = 0.057 \times 3 \times 10^8 \checkmark$ $= 1.71 \times 10^7 \text{ ms}^{-1} = 1.71 \times 10^4 \text{ kms}^{-1}$</p> <p>use of $v = Hd$</p> <p>to give $d = v/H = 1.71 \times 10^4 / 65 \checkmark$ $= 263 \checkmark \text{ Mpc} \checkmark$</p>	4
4		b	(Strong) radio sources ✓	1

UMS conversion calculator www.aqa.org.uk/umsconversion